


# Alumicorp, Inc Rail Measuring Guide

Job Name			Date	Job #
Address				
Top Profile	Style	Color	Height	Installation Required

**NOTE:**  
All fields highlighted  
With this color must  
Be completed

## Deck Diagram

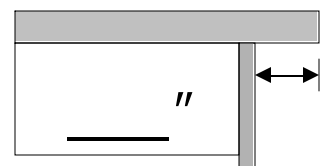


**Label all deck sides and show house wall with connection type**

### Deck side measurements in inches

A _____	B _____	C _____	D _____	E _____
F _____	G _____	H _____	I _____	J _____
K _____	L _____	M _____	N _____	O _____

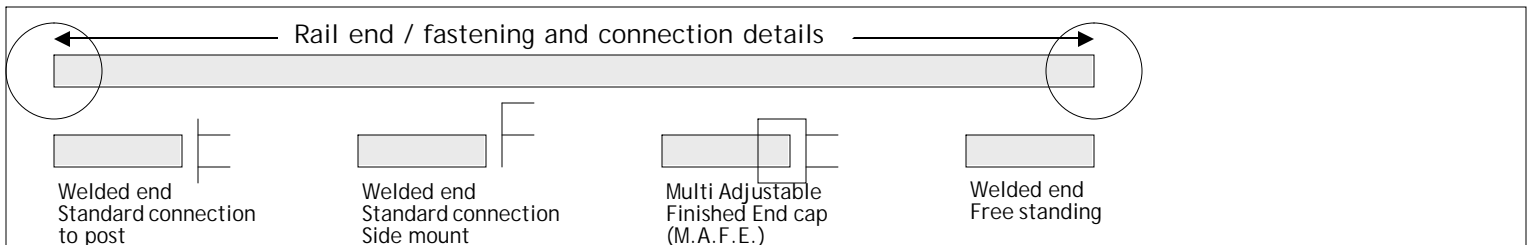
### Decking / Fascia Detail



# Detail drawing sheet

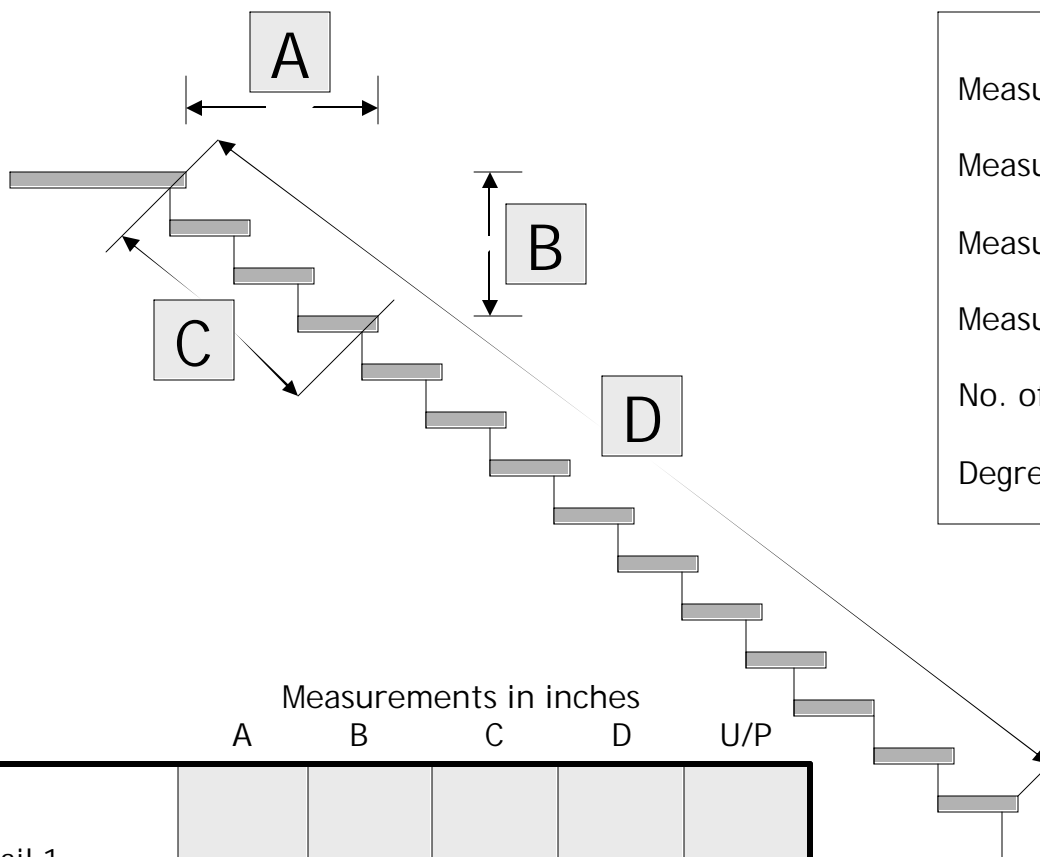
## Deck side special details & connections

Detail_____	Detail_____
Detail_____	Detail_____
Detail_____	Detail_____
Detail_____	Detail_____



No. of Stair Rail	
Landing/Stair Connection	
Newel Post Detail	
Under Post Detail	
Rail Connection Detail	
Corner Detail	
Slope Detail	
Misc Special Detail	

### Stair & landing details



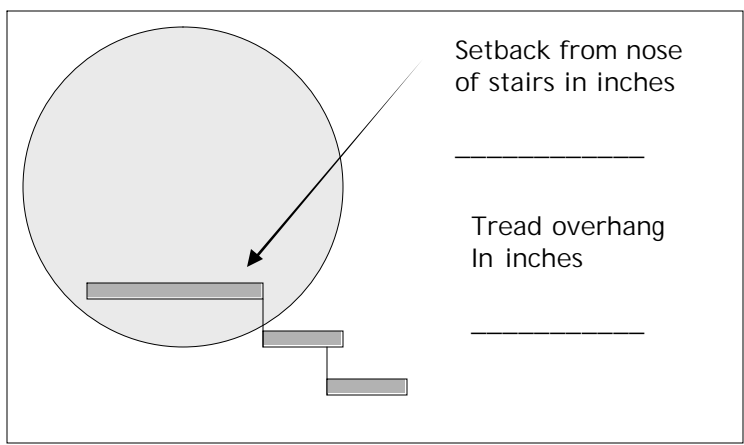
Measurement A	<input type="text"/>
Measurement B	<input type="text"/>
Measurement C	<input type="text"/>
Measurement D	<input type="text"/>
No. of stair railings	<input type="text"/>
Degrees of angle	<input type="text"/>

Measurements in inches

	A	B	C	D	U/P
Rail 1	<input type="text"/>	<input type="text"/>	<input type="text"/>	<input type="text"/>	<input type="text"/>
Rail 2	<input type="text"/>	<input type="text"/>	<input type="text"/>	<input type="text"/>	<input type="text"/>
Rail 3	<input type="text"/>	<input type="text"/>	<input type="text"/>	<input type="text"/>	<input type="text"/>
Rail 4	<input type="text"/>	<input type="text"/>	<input type="text"/>	<input type="text"/>	<input type="text"/>

**NOTE:**  
 If measurement "D" is greater than 120", a measurement to the middle of the center tread from the nose of the landing is required for the placement of the under post. A second set of measurements (A&B&C) will also be required from the bottom of the staircase.

### Top Newel Post Placement



Rail 1	<input type="text"/>	<input type="text"/>
Rail 2	<input type="text"/>	<input type="text"/>
Rail 3	<input type="text"/>	<input type="text"/>
Rail 4	<input type="text"/>	<input type="text"/>

\* BNPR (Bottom newel post required Yes / No)

\* TRR (Total rises & runs of staircase)